



Art. 9522

Backrest and Seating

Armchair

One-seater armchair.
Upholstered wood structure, polyurethane padding.

Couch

Two-seater couch.
Upholstered wood structure, polyurethane padding

Pouffe

Upholstered wood structure, polyurethane padding.

Base

Four metal legs.



Art. 9523 - 9600

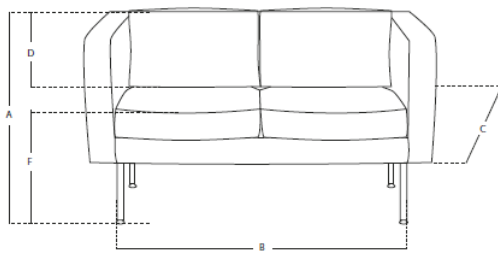
AVAILABLE UPHOLSTERY

Category 3
Similpelle, Nova, Mirage

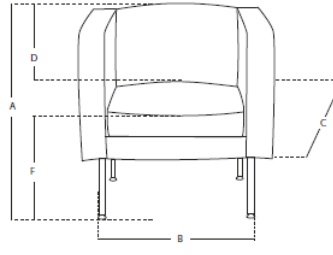
Category 7
Leather Prescott

The upholstery specifications are listed in the colour charts.

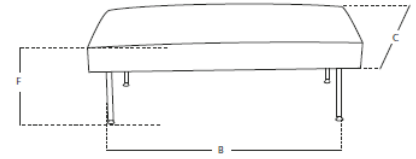
MEASURES and CONFIGURATIONS



9523



9522



9600

DANIELLE	altezza A	larghezza B	profondità C	altezza schienale D	altezza braccioli E	altezza seduta F	peso P	volume V
ATTESA								
9522	750	750	750	300	260	480	19,70	0,45
9523	750	1300	750	300	260	480	36	1
9600	400	120	80	-	-	400	18	1

USE & MAINTENANCE

To maintain unaltered over time the characteristics of the materials our products are made with, you must keep some simple attentions.

FABRICS

To maintain the good appearance of the upholstery, vacuum occasionally with the nozzle or with soft brush. To remove stains, use an appropriate spray cleaner following the instructions on the label.

LEATHERETTE

Clean with damp cloth, add some mild soap if needed. Rinse well with clean water. Do not use solvent, bleaches, synthetic detergents, polishes or aerosol spray.

LEATHER

Keep leather clean every six months with a soft wool tatter soaked in water. Do not soak for too long the leather. In case of water-based stains (coffee, the, juices, soft drinks) tap on the concerned area with an absorbent cloth and clean with a damp cloth. Use only appropriate high-quality products for the leather cleaning, following the instructions on the label. In case of doubts, test the product on a hidden part to check the effects, waiting 24 hours at least to verify the results.

PLASTIC COMPONENTS

Keep plastic components clean with a soft tatter soaked in water. The use of dry cloths is not recommended because they could, by the rubbing, build-up of an electrostatic charge on the plastic surface attracting more dust. Absolutely avoid using abrasives as powder detergents, pastes, metal sponges and sharp scrapers. To remove stubborn stains, dilute some mild soap with moderation in water. Prevent from the use of turpentine, acetone and ammonia or detergents containing small parts of these components because they can matt the surfaces.

WOOD PARTS

In case of soiling with liquids or other residues, immediately remove to avoid the absorbing.

METAL PARTS

Clean with a soft cloth soaked in hot water both aluminium, iron and painted surfaces. To remove stubborn stains, dilute some mild soap with moderation in water. After the cleaning, always dry with a soft tatter or chamois leather. Absolutely avoid using abrasives pastas to clean the steel, do not use chlorine or bleach and other aggressive cleaners. The use of abrasives as powder detergents, pastes, metal sponges and sharp scrapers is not recommended.

USE This seat must be exclusively used following the information provided by its producer in order to avoid any improper use. The inappropriate employ can be seriously dangerous.

Sitmatic Italia reserves the right to make modifications and technical or aesthetic improvements to the products at any time without prior announcement, as long as this does not change the price and does not affect the quality of the product. For further information, please visit www.sitmaticitalia.eu